

IN THIS ISSUE

Federico Sanchez Named IS-MPMI President-Elect	1
2006—The Year in Numbers	2
MPMI Focuses on <i>Pseudomonas syringae</i> Type III Effectors	3
Interview with Leadership	4
All Volumes of MPMI Journal Now Online.....	5
Meet IS-MPMI Members	7
Welcome New Members	8
People	10
Financial Assistance	10
IS-MPMI Congress	11
MPMI Journal Articles	12
Coming Events	14
Employment	15
Become an IS-MPMI Contact	15
IS-MPMI Leadership	16

Congress Registration Open!

Registration for the XIII International Congress on Molecular Plant-Microbe Interactions is now open. Sign up now to join your colleagues in Sorrento, Italy, July 21–27, 2007. Advanced registration discount ends February 15, 2007. More details on the Congress on pages 10–11.

IS-MPMI REPORTER DEADLINE
Deadline for submitting items for
the next issue is March 15, 2007.

Submission of materials as electronic files, either on disk or as e-mail attachments, will speed processing. For information on submitting electronic images, contact Joel Berg at jberg@scisoc.org.

Send items to:

Editor-in-Chief Sophien Kamoun
Department of Plant Pathology
Ohio State University
Ohio Agricultural Research and
Development Center
1680 Madison Avenue
Wooster, OH 44691
Phone: +1.330.263.3847
Fax: +1.330.263.3841
E-mail: Kamoun.1@osu.edu

Federico Sanchez Named IS-MPMI President-Elect



Federico Sanchez, long-time IS-MPMI member and chair of the Local Organizing Committee of the XII International Congress, has been named president-elect of IS-MPMI. He will start his term as president after the Congress in Sorrento, Italy, in July 2007.

Sanchez is currently professor of plant-microbe interactions in the Department of Plant Molecular Biology, Instituto de Biotecnología, Universidad Nacional Autónoma (UNAM) de México at Cuernavaca, Mexico. He teaches graduate students of the post-graduate program in biochemical sciences and undergraduates of the undergraduate program in genomic sciences. Sanchez was born in Mexico City and has a bachelor's degree in chemistry from the School of

Chemistry, UNAM. He obtained a Ph.D. degree in biochemistry in 1979 and had post-doctoral training in molecular biology at UCSF (1980–1981). He pioneered the plant-microbe interactions field in Mexico (1981). He was member of the team that founded the Centro de Fijación de Nitrógeno (Nitrogen Fixation Center) in Cuernavaca, now the Centro de Ciencias Genómicas (Center for Genomic Sciences).

Sanchez moved 10 years later, together with a dozen colleagues from the Centro de Fijación de Nitrógeno (Nitrogen Fixation Center), to the Centro de Ingeniería Genética y Biotecnología (Center for Genetic Engineering and Biotechnology)—now the Instituto de Biotecnología (Institute of Biotechnology), where they founded the Department of Plant Molecular Biology in 1991. He has been chair of his department for two different terms. He leads a research group dealing with plant early responses in the symbiotic interaction between *Phaseolus vulgaris* (common bean) and *Rhizobium*. His research group studies the expression of several nodule-enhanced genes during nodule development. His group is also interested in the actin cytoskeleton and several key phosphoinositide metabolism-encoding genes involved in the plant endocytic pathway after *Rhizobium* inoculation. This group has recently developed a protocol to transform common bean with *Agrobacterium rhizogenes*. The *A. rhizogenes*-induced hairy root transformation in the genus *Phaseolus* sets the foundation for functional genomics programs focused on root physiology, root metabolism, and root-microbe interactions.

Sanchez is also involved in setting up a large consortium focused on sequencing the common bean genome and contributing to the establishment of *Phaseolus vulgaris* as the grain model legume plant for direct human consumption. He chaired the Local Organizing Committee of the XII International Congress on Molecular Plant-Microbe Interactions held in Merida, Mexico, in December 2005. He is also a member of the Mexican Academy of Sciences and was vice president and founder member of the Morelos Academy of Sciences. He was the former president of the Mexican Biochemical Society and has been awarded a National Prize in Research in Biotechnology. Sanchez currently has the top level (level III) status of the National Research System (Sistema Nacional de Investigadores) from the National Council of Science and Technology. He has published about 60 journal articles and book chapters and mentored 20 graduate students and about a dozen undergraduates.

2006—The Year in Numbers

MPMI—The Journal

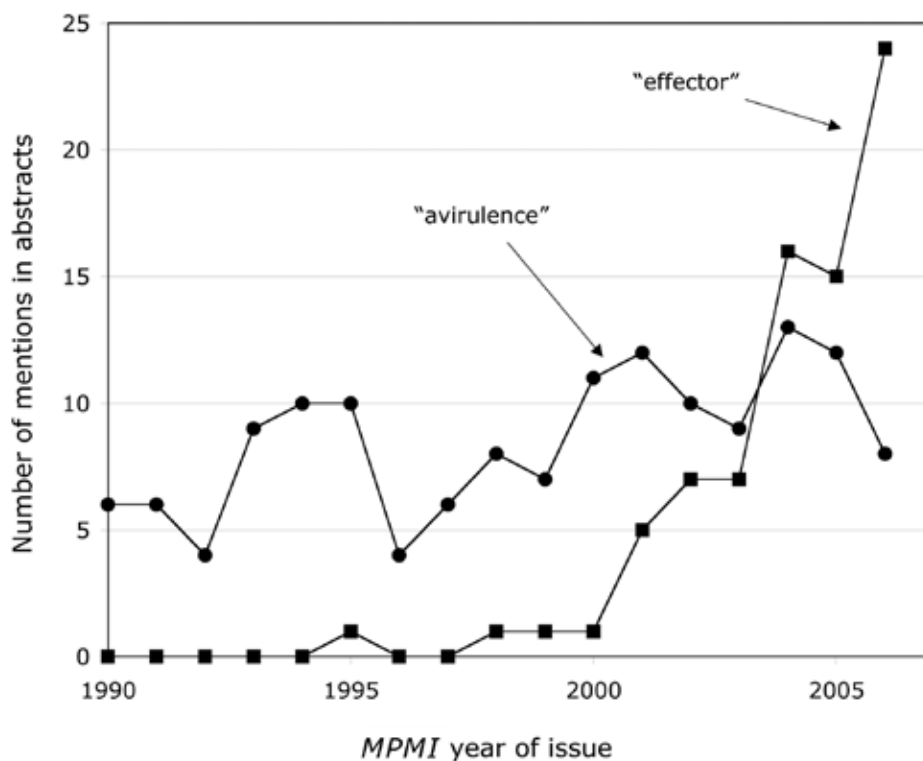
- 139 papers were published in *MPMI*
- 24 countries were listed by *MPMI* authors
- 44 articles were accompanied by online *e-Xtra* enhancements
- 96 days was the average time from submission to final acceptance for *MPMI* articles
- 9 reviews were published in *MPMI*
- 2 Focus sections were published in *MPMI*

MPMI—The Science

- 24 abstracts mentioned the word “effector”
- 8 abstracts mentioned the word “avirulence”
- 53 *hop/avr* effector genes were identified in *Pseudomonas syringae* pv. *tomato* DC3000 (Schechter et al. *MPMI* 19:1180)
- 13 amino acids compose the 16D10 secretory peptide of the root-knot nematode *Meloidogyne incognita* (Huang et al. *MPMI* 19:463)
- 13 mutations were identified in the phospholipase D gene of *Phytophthora sojae* using TILLING (Lamour et al. *MPMI* 19:1359)

IS-MPMI—The Society

- 51 new members joined IS-MPMI
- 35 countries were represented by IS-MPMI members
- 11 members were in the Board of Directors
- 1990 is the year IS-MPMI was created



The Rise of a Concept. Number of times the words “avirulence” (circles) or “effector” (squares) were mentioned in abstracts of *MPMI* articles (1990–2006).

MPMI Focuses on *Pseudomonas syringae* Type III Effectors



The November 2006 issue of *Molecular Plant-Microbe Interactions* (MPMI) featured a unique Focus on *Pseudomonas syringae* Type III Effectors, offering reviews and articles on this developing area of research. The *IS-MPMI Reporter* had the opportunity to speak with **Alan Collmer**, Cornell University, and **Xiaoyan Tang**, Kansas

State University; authors of articles included in the Focus section.

Collmer coauthored several articles published in the Focus section; his articles addressed two related topics: the repertoire of effector proteins that three model strains of *Pseudomonas syringae* inject into plant cells via the type III secretion system, and the set of genes that are coregulated with the effector genes. The overall intent was to use both bioinformatic and experimental methods to produce, as best as possible, a complete and verified inventory of these factors.

Collmer stated that work on *P. syringae* effectors is likely to yield lessons that are relevant to many bacterial, fungal, and oomycete pathogens that also appear to defeat their hosts by delivering pathogen proteins into host cells. Although type III effector proteins are collectively essential for the virulence of *P. syringae*, they are secreted in culture or translocated into plants in very low amounts and their genes typically have little or no virulence phenotype when individually mutated (because of apparent redundancy). Thus, effector genes are hard to find without the tools of functional genomics, as described in the Focus section.

Tang coauthored "Regulation of the Type III Secretion System in Phytopathogenic Bacteria." The type III secretion system (TTSS) of plant bacterial pathogens are encoded by *hrp* genes. According to the *hrp* operon structures and the regulatory systems controlling the TTSS gene expression, the *hrp* genes are divided into two main groups. The *hrp* genes of *Erwinia* sp., *Pantoea stewartii*, and *P. syringae* belong to group I, and those of *Xanthomonas* sp. and *Ralstonia solanacearum* are in group II. Multiple signal transduction components have been identified for both groups of the *hrp* genes. The paper highlights *hrp* gene regulation in these pathogenic bacteria and recent progresses on host signals regulating the *hrp* genes.

Tang felt the most important information the IS-MPMI members should know about this topic is that there is much to learn yet about the TTSS regulation. Little is known of the identity and nature of the host/environmental signals regulating TTSS gene expression, the bacterial sensory protein(s) perceiving the signals, the links between the signal sensors to the known TTSS regulators, and the coordination between TTSS gene expression and other biological processes in bacteria. Knowledge of these aspects is critical to the understanding of bacterial pathogenesis.

Both Collmer and Tang commented on what is next in research on *P. syringae* effectors. Said Tang, "With the inventories of type III effectors almost complete in a few strains, the next research will be to understand the secretion process and the functions of the effector proteins in the plant cells. Many questions wait to be answered. For example, how are the effector proteins targeted to the secretion apparatus? Are the many effectors delivered in an order? How do the effector proteins contribute to the host specificity?" Collmer added that identifying the biochemical activities and targets of effectors in plants is an "exciting, continuing priority for the field. The injection of multiple effectors into plants suggests that a coordinated process may be involved in defeating plant defenses. Knowledge of effector gene repertoires should aid the design of experiments that reduce redundancy to reveal phenotypes of individual effectors and potential interactions between effectors."

The authors met challenges in making their contributions to the Focus section. Collmer stated, "This project was challenging for several reasons. First, each of the papers involved a considerable amount of work, as indicated by the many authors who made important contributions. Second, because our aim was to produce a complete and extensively annotated inventory of effectors and coregulated genes, much of our effort involved resolving frustrating ambiguities and discrepancies in the data and in underlying genome annotation. Third, the four articles had interlocking datasets; thus, an error discovered in one manuscript would affect the others." Tang ran into difficulty in covering a large body of information and emphasizing recent progresses in a short review, given that the regulation of *hrp* genes has attracted extensive studies in the past 20 years.

Collmer and Tang appreciate the research that is presented by such Focus sections. "Because review articles in the Focus section summarize information from a large number of publications, it can help readers to obtain a complete, up-to-date picture of the research area in a timely manner," said Tang. Collmer feels that Focus sections, which enable new data in multiple papers to be instantly integrated with each other and with prior literature, are a useful part of the mix of research articles and reviews in *MPMI*.

When asked what they would like to see covered in a Focus section in the future, both authors were specific. Tang would like to read about bacterial symbiosis and molecular plant-fungal interactions; Collmer felt that the Focus sections are particularly useful for groups of related genome-based papers.

The Focus on *Pseudomonas syringae* Type III Effectors is in the November 2006 issue of *MPMI* and includes two review articles and three research articles. The December 2006 issue of *MPMI* also contains a Focus section, featuring reviews, research, and technical advances in the field of *Phytophthora* genomics.

Interviews with IS-MPMI Leadership

The *IS-MPMI Reporter* is continuing its effort to better acquaint the membership with the leadership of their society by publishing interviews with members of the Board of Directors. In this issue, you will find an interview with new *MPMI* Editor-in-Chief Jonathan Walton. Please feel free to contact the leaders of IS-MPMI with any questions or concerns; a list of the Board with their contact information is printed in every issue. You can find the list on page 16.

Meet IS-MPMI Board of Directors



Jonathan Walton, *MPMI* Editor-in-Chief

Q: Would you share any of your thoughts regarding your upcoming tenure as editor-in-chief of *MPMI* and any plans you have for the journal?

A: Throughout its 20 years, the journal *Molecular Plant–Microbe Interactions (MPMI)* has maintained a high reputation for quality. Molecular plant-

microbe interactions continues to be a vibrant field of research, with major impacts on agriculture, ecology, and evolution. My primary goal as editor-in-chief is to maintain our standards for publishing the best science. We also continue to improve the publication mechanics, for example, streamlining the submission and review process, making the instructions to authors clearer, and improving accessibility to the journal through PubMed. In terms of content, we have a new senior editor, **Pietro Spanu**, who will be specifically in charge of soliciting and editing minireviews. The new Editorial Board reflects the balance of topics for which *MPMI* is well-known, such as nitrogen fixation, bacterial and viral pathogenesis, and plant responses to symbionts and pathogens, as well as the frontiers of biocontrol, oomycete pathogenesis, and “discovery”-based science (the “-omics”).

Q: Tell us about yourself and your work.

A: The common thread of my work over the years has been to understand the mechanisms of virulence of the large group of fungi known as “necrotrophs”. These are collectively the most important group of plant pathogens, but their secrets of virulence have been frustratingly slow to emerge, and then only one at a time. I think the reasons for this are a combination of their high degree of genome plasticity (reflected especially in their disdain for stable karyotypes), genetic redundancy (why does a fungus need 10 xylanases?), and relative lack of Mendelian specificity in both pathogen and host (it’s hard to clone genes that are not there) and the difficulty of stacking mutations in a single strain. In my opinion, a big outstanding question is whether there are any traits that globally distinguish pathogenic fungi from nonpathogens, as has turned out to

be the case for bacterial pathogens, or whether these fungi are “simply” saprophytes that have each evolved with their own individual tricks. One can view this situation as a curse or an opportunity, but I am optimistic that the next few years will see major advances in our understanding of necrotrophic fungi.

Q: When and why did you first join the society?

A: I joined in the early 1990s because it was the scientific society with which I had the best and most consistent personal and scientific affiliation. The small size and focus of the society, and its meetings, has continued to appeal to me. Although our size precludes having a major impact on scientific policy and education (which ASPB and APS do with great effectiveness), it allows IS-MPMI to focus on cutting-edge science.

Q: Which IS-MPMI congress did you first attend? What was the experience like?

A: The first congress I attended was the 6th meeting in 1992 in Seattle. There was so much interesting science! I have been a regular attendee ever since. At the Amsterdam meeting (1999), I mentioned to **Alan Collmer** that I would be interested in getting involved in the affairs of the society and, as a result, I was asked to become the editor of the newsletter. Subsequently, I became a member of the Board and then, at my first Board meeting, was elected president. I was informed that being president would not take much of my time, but Emily and Wilma had other ideas. Dealing with the postponement and relocation of the 2005 XII Congress was a nerve-racking experience—I will always remember the feeling of relief when the attendees actually began to arrive in Merida. I would like to thank everybody who persisted and helped make the XII Congress a success.

Q: Do you think it is important that Ph.D. and post-doc students in your lab are IS-MPMI members?

A: Of course I urge everyone to join IS-MPMI, but I also realize there are many demands on our limited resources. One advantage of being a member is that when new society officers and journal editors are nominated, being a member indicates that a person has shown some commitment to the success of the society.

Q: What can/should IS-MPMI offer young scientists in our field?

A: A venue for bringing their exciting results to the scientific community, an opportunity to meet others in the field (young and old), and a sense of shared endeavor.

Q: What drew you to plant–microbe interactions?

A: I remember being intrigued by an article in *Scientific American* in the mid-1970s on the molecular mechanism of a host-selective toxin. Ironically, some of that work was later cast into doubt, although the field of host-selective toxins continues to thrive. There is something intrinsically interesting about organisms interacting and coevolving. I am still fascinated by the interweaving of genes, proteins, and secondary metabolites in both plants and pathogens.

Q: What inspired you most in your career?

A: My first serious plant biology class was from the plant physiologist **Kenneth Thimann** at the University of California Santa Cruz. He inspired me to appreciate the many ways in which plants affect our lives. My appreciation of fungi grew more slowly but is now just as strong.

Q: What's the most exciting paper you read recently?

A: Verstrepen et al. (2005) Intragenic tandem repeats generate functional variability. *Nat. Genet.* 37:986.

Q: What is the next “big thing” in plant–microbe interactions?

A: My particular hope for the next few years is that we will make a quantum advance in our understanding of

necrotrophic fungal pathogens. Genomic sequencing should make a big contribution to this. In a few years, we will have the complete genomes of dozens of necrotrophic fungi, and I predict that comparative studies will be very informative.

Q: What's your favorite gene?

A: It would have to be HTS1, which encodes the cyclic peptide synthetase that makes HC-toxin. Without knowing anything about its gene structure, **Dan Panaccione** and **John Scott-Craig** manually sequenced a 22-kb region of DNA in *Cochliobolus carbonum* that, by Southern blotting, was specific to toxin-producing isolates. When the smoke cleared, we were left with a 16-kb open reading frame encoding a 570-kDa polypeptide. For a period of time, it was the largest known polypeptide. I estimate that it takes RNA polymerase 8 min to transcribe HTS1—the same amount of time it takes light to reach the Earth from the sun. A coincidence? Or, as Kepler would have thought, a sign of cosmic convergence?

Q: What are your favorite activities outside the lab?

A: Playing bluegrass guitar, traveling, and reading.

Q: What book are you reading these days?

A: *The Baroque Cycle* by **Neal Stephenson**. Eating mercury, calculating the size of Noah's Ark, and discovering oxygen were all part of a day's work for a scientist in the 17th century.

Q: What's your favorite vacation?

A: Hiking in the Sierra Nevada. Canal boating in France. Anything in Italy—see you all in Sorrento!

All Volumes of MPMI Journal Now Online


All issues of *MPMI*, from Volume 1 published in 1988 to present, are now available on IS-MPMI^{net}. Open access is available for all articles 24 months or older, meaning members can freely access 18 years of important molecular plant-microbe interaction research. To read abstracts and full articles of the back issues, visit www.ismpminet.org/mpmi/+toc/. Research articles published within the past 24 months require online subscription or single article purchase.



Free access to *MPMI*'s online content published from 1988 to 1996 is provided through a cooperative partnership between the University of Wisconsin, Madison Library (UWML) and The American Phytopathological Society (APS). Digital scans of this legacy content were provided by UWML. Abstract metadata capture, digital file enhancements, and database integration were provided by APS. Cornell University and North Carolina State University also provided journals from their private collections.

NEW ARRIVAL AVAILABLE NOW!

ORDER EARLY - LIMITED SUPPLY!



Biology of Plant-Microbe Interactions, Volume 5

Edited by Federico Sánchez, Carmen Quinto, Isabel M. López-Lara, and Otto Geiger

This 744-page book provides the papers from the scientists who presented their research results at the 12th International Congress on Molecular Plant-Microbe Interactions held December 2005. Attendees of the Congress will automatically receive a copy of this proceedings book. If you missed this event, order today before these value-priced books are gone!

© 2006; 6" x 9" hardcover; 744 pages; 115 illustrations, 13 tables; ISBNs 10-Digit: 0-9654625-4-4; 13-Digit: 978-0-9654625-4-9; (4 pounds); Item No. 62549

**Other books in the series are all ON SALE
while supplies last!
Complete your collection today!**



Toll-Free: **1.800.328.7560** in the U.S. and most of Canada
+1.651.454.7250 elsewhere.

www.ismpminet.org



International Society for Molecular Plant-Microbe Interactions

Meet IS-MPMI Members

IS-MPMI's diverse membership spans the globe and includes professionals who have been in their field for decades, as well as those who are just starting out. To help members learn more about their colleagues, the *IS-MPMI Reporter* includes profiles of randomly chosen members at different career stages.

Student



Sanushka Naidoo

University of Pretoria
Pretoria, South Africa

I completed both B.Sc. (Biology) and Honors degrees at the University of Kwa Zulu Natal, Durban, South Africa, majoring in plant biotechnology. I then went on to complete an M.Sc. degree at the University of Stellenbosch, South Africa, working on a sucrose

regulatory gene in a commercial variety of South African sugarcane. Currently, I am completing a Ph.D. degree at the University of Pretoria, Botany Department, Forestry and Agricultural Research Institute (FABI; www.fabinet.up.ac.za) under the supervision of **Dave Berger** and **Katherine Denby** (University of Cape Town, South Africa). The research focus is on the defense response against *Ralstonia solanacearum*, the causal agent of bacterial wilt (www.up.ac.za/academic/botany/berger/files/projects.php#pathosystem). This pathogen poses a problem on solanaceous, leguminous, monocotyledonous plants and on shrub and tree species worldwide. Different isolates of *Ralstonia* were harvested from African forest plantations and were found to be pathogenic on the model plant *Arabidopsis thaliana*. Using microarrays, we are performing gene expression profiling during compatible and seemingly incompatible interactions between eucalyptus isolates of *Ralstonia* and ecotypes of *Arabidopsis*. Genes previously implicated in the defense response were shown to be induced during the interactions; however, some uncharacterized genes with unknown function were also induced. My interest is in these candidate genes. Their biochemical role in *R. solanacearum* defense remains to be addressed. I am keen to employ RNAi silencing technology to “knock-down” the genes in vivo to determine whether the genes confer susceptibility or resistance.

Prior to embarking on my Ph.D. studies, I was employed as the microarray scientific officer at the University of Cape Town, South Africa, during which time I became familiar with DNA microarray technology. Working with microarrays is a scarce skill in South Africa; thus, I am involved in skills transfer by providing support for ongoing DNA microarray projects. I am responsible for training two students from a South African biotechnology company in all aspects of spotted microarray experiments as part of a microarray platform project (<http://microarray.up.ac.za/files/biopad.htm>). During the course of this

project, practical laboratory training workshops (open to South African scientists who wish to apply the technique in their research) are conducted by platform team members and myself. Concurrent with my academic studies, I also teach undergraduate botany subjects via practical training in plant molecular biology.

When asked to decide on a society to join during my Ph.D. studies, IS-MPMI was chosen as it is the most pertinent to the work that we are involved in. It forms a platform to identify other scientists with similar research interests. This is important for possible collaborations. Being a student member of IS-MPMI means that I can keep abreast of new technologies being applied in plant-microbe interaction studies and accumulate further ideas for our research. The interview section of the newsletter helps me to track the research career of some world-renowned plant molecular biologists, which I as a young scientist would (somewhat ambitiously) like to emulate.



Post-doctoral/Early Career Susanne Zehner

University of Technology,
Dresden
Dresden, Germany

I began my studies in food chemistry at the University of Technology in Dresden, Germany. I completed my diploma with a biochemical research project concerning the tyrian purple dye from marine mollusks. Immediately

thereafter, I started my Ph.D. studies in **Karl-Heinz van Pée's** lab at the TU Dresden. van Pée is a well-known expert in the field of biological halogenation. My thesis focused on the biosynthetic pathway of a halogenated antibiotic produced by *Streptomyces*. I isolated a gene responsible for the enzymatic formation of 5-chlorotryptophan from tryptophan and showed the enzymatic activity in vivo as well as in vitro.

The part of the project concerning *Streptomyces* genetics was performed in the lab of **José A. Salas** at the University of Oviedo, Spain. During this 6-month period, I enjoyed the hospitality and experience of this group, which was funded by a short-term fellowship of the DAAD, the German Academic Exchange Service.

For my Ph.D. thesis, I received the award for young scientists in 2004 from the Dresdner Gesprächskreis für Wirtschaft und Wissenschaft eV.

IS-MPMI Members continued on page 8

IS-MPMI Members *continued from page 7*

After completing my thesis, I moved to **Michael Göttfert's** group at the University of Dresden and joined the field of plant-microbe interactions. Since then, I have been working there as a research assistant and also have been involved in teaching. The Göttfert group is studying the symbiotic interaction of *Bradyrhizobium japonicum* with legumes. My focus area is the type III protein secretion system of *B. japonicum*. Type III secretion systems are essential in many plant pathogens, but their role in symbiotic bacteria is still poorly understood. I am analyzing secreted proteins to clarify their impact on the interaction with host plants. Recently, we could show that several proteins are secreted in a flavonoid-dependent manner by the type III secretion system of *B. japonicum*. Additionally, I am guiding undergraduate students in research projects for their university degree in biology.

When I started my research in the field of plant-microbe interaction, it was a logical step for me to join IS-MPMI. IS-MPMI offers an information and communication platform for scientists from all over the world to present their work in journals and meetings. It thus keeps me in touch with the recent developments and evolving research in this field.

Welcome New Members

The following members joined IS-MPMI between September 1, 2006 and November 30, 2006. Please join us in welcoming them to the society!

Burton H. Bluhm
Purdue Univ
West Lafayette, IN, U.S.A

Jorunn I. B. Bos
Ohio State Univ
Wooster, OH, U.S.A.

Denis Faure
Inst Sciences Veg CNRS
Gif Sur Yvette, France

Ernesto Garcia-Pineda
Univ Michoacana SNH
Morelia, Mich, Mexico

Edgar Huitema
Case Western Reserve Univ
Cleveland, OH, U.S.A.

Hanae Kaku
Meiji Univ
Kawasaki, Kanagawa, Japan

Ching-Hsuan Lin
Univ of Florida
Gainesville, FL, U.S.A.

Raymond D. Martyn, Jr.
Purdue Univ
West Lafayette, IN, U.S.A.

Peer M. Schenk
Univ of Queensland
St Lucia, Brisbane, QLD, Australia

Roland L. M. Valcke
Kasselt Univ
Diepenbeek, Belgium

Veena Veena
Donald Danforth Plant Science Ctr
St Louis, MO, U.S.A.

Zuocheng Zhao
Chengdu Inst of Biology
Elmsford, NY, U.S.A.

**Share the Knowledge,
Share the Experience**

IS-MPMI brings people together through the sharing of research and new ideas.

Invite your colleagues to become a part of the IS-MPMI community. Tell your colleagues to visit www.ismpminet.org/members/join.asp to learn more about the benefits of membership and to download an application.

Thank you for your continued support!



2007 Membership Application

Please check all that apply: Male Female Mr. Ms. Mrs. Dr.

Have you ever been an IS-MPMI member? Yes No The address listed is my: Business Home

#4033

Name _____
First Name M.I. Last/Surname

Title _____

Employer/Co./Inst. _____

Department _____

Street Address _____

City _____ State _____ Zip/Postal Code _____

Country _____ Daytime Phone _____
(include country, city, and/or area codes)

Date of Birth ____/____/____ Fax Number _____
Month Day Year

E-mail Address _____
(required if ordering online journals)

#:
From:
To:
T#:
O#:
For Office Use Only

Membership Options

Annual Membership Dues

Our newsletter, *IS-MPMI Reporter*, can be found online at www.ismpminet.org/newsletter

\$45 Regular Member \$30 Post-Doc Member \$15 Student Member

(Please complete Student/Post-Doc Certification below.)

\$ _____

Student/Post-Doc Certification

(Students and Post-Docs must be in a degree-seeking, accredited institution verified with a faculty signature)

University _____ Estimated Year of Graduation _____

Faculty Endorsement _____

Molecular Plant-Microbe Interactions (MPMI) Journal Options

	USA	Canada	Int Expedited (3-4 weeks)
Print Version (12 issues sent monthly)	<input type="radio"/> \$97	<input type="radio"/> \$115	<input type="radio"/> \$130
Online Version (12-month access)	<input type="radio"/> \$72	<input type="radio"/> \$72	<input type="radio"/> \$72
Dual Option-Print & Online Versions - SAVE \$37	<input type="radio"/> \$132	<input type="radio"/> \$150	<input type="radio"/> \$165

\$ _____

CD-Rom Options (A compilation of all *MPMI*, *Plant Disease* and *Phytopathology* journals; call IS-MPMI for 2000-2006 issues)

2007 CD-Rom with print/online subscription	<input type="radio"/> \$55	<input type="radio"/> \$60	<input type="radio"/> \$65
2007 CD-Rom without print/online subscription	<input type="radio"/> \$109	<input type="radio"/> \$114	<input type="radio"/> \$119

\$ _____

Applicable Tax

Canadian residents add 6% GST/HST tax to Canada price for CD-Rom(s).

Tax \$ _____

MN residents add 6.5% tax to CD-Rom price.

Total \$ _____

Terms of Agreement

I hereby apply for membership in IS-MPMI. I agree that my IS-MPMI journal is for personal use and will not be placed in a library. I accept to receive information from IS-MPMI via e-mail, and acknowledge that my contact information will appear on the IS-MPMI website in the online membership directory and the directory issue of *IS-MPMI Reporter*, unless I have stated otherwise. Membership dues/subscriptions will begin upon receipt of payment and are payable annually.

Signature _____ Date _____

Payment Options

Payable in U.S. Funds only.

- Check (Must be drawn on U.S. Federal Reserve System Member Bank, payable to IS-MPMI)
- Payment by Bank Transfer (Contact Denise Kessler at dkessler@scisoc.org for account information)
- Credit card, choose one of the following, and include pertinent information:
 - American Express MasterCard Visa

Card number: _____

Cardholder's name _____ Expiration Date ____/____
Month Year

Mail completed application to:

International Society for Molecular Plant-Microbe Interactions • 3340 Pilot Knob Road • St. Paul, MN 55121 U.S.A.

Questions? Contact Member Services—Phone: +1.651.454.7250 • Toll-free in U.S.: 1.800.481.2698 • Fax: +1.651.454.0766 •

E-mail: ismpmiinfo@scisoc.org or go to IS-MPMIlnet at www.ismpminet.org

The following students from the Graduate School Experimental Plant Sciences, a collaborative research and teaching institution of Wageningen University, Radboud University, Vrije Universiteit Amsterdam, Leiden University, University of Amsterdam, and Utrecht University, focused their Ph.D. thesis on interactions between plants and biotic agents.

A. Bolwerk

Cellular interactions during biocontrol of tomato foot and root rot. Prof.dr. E. J. J. Lugtenberg (promoter); Dr. G. V. Bloemberg (copromoter); IBL-LU, Leiden, 19 January 2005, 127 pp.

W. I. L. Tameling

Disease resistance proteins of the NBS-LRR class: Molecular switches of plant defense. Prof.dr. B. J. C. Cornelissen (promoter); Prof.dr. M. A. Haring (copromoter); SILS-FNWI-UvA, Amsterdam, 28 January 2005, 114 pp.

Sanwen Huang

The discovery and characterization of the major late blight resistance complex in potato-genomic structure, functional diversity, and implications. Prof.dr. R. G. F. Visser and Prof. dr. E. Jacobsen (promoters); Dr. V. V. A. G. Vleeshouwers (copromoter); WU, Wageningen, 31 January 2005, 136 pp.

S. de la Fuente van Bentem

Unfolding plant disease resistance. The involvement of HSP90 and its co-chaperone PP5 in I-2 mediated signalling. Prof.dr. B. J. C. Cornelissen (promoter); Prof.dr. M. A. Haring (copromoter); SILS-FNWI-UvA, Amsterdam, 11 February 2005, 120 pp.

I. C. van Knippenberg

Analysis of *Tomato spotted wilt virus* genome transcription. Prof.dr. R. W. Goldbach (promoter); Dr. R. J. M. Kormelink (copromoter); WU, Wageningen, 16 February 2005, 98 pp. EPS certificate requested and granted.

W. Tinzaara

Chemical ecology and integrated management of the banana weevil *Cosmopolites sordidus* in Uganda. Prof.dr. M. Dicke and Prof.dr. A. van Huis (promoters); Dr. C. S. Gold (copromoter); WU, Wageningen, 25 February 2005, 184 pp. EPS certificate requested and granted.

D. van den Broek

Phase variation in *Pseudomonas*. Prof.dr. E. J. J. Lugtenberg (promoter); Dr. G. V. Bloemberg (copromoter); IBL-UL, Leiden, 21 April 2005, 172 pp.

M. Viebahn

Field release of genetically modified *Pseudomonas putida* WCS358r: Molecular analysis of effects on microbial communities in the rhizosphere of wheat. Prof.dr. L. C. van Loon (promoter); Dr. P. A. H. M. Bakker and Dr. E. Smit (copromoters); UU, Utrecht, 26 April 2005, 159 pp.

Tae-Ho Park

Identification, characterization and high-resolution mapping of resistance genes to *Phytophthora infestans* in potato. Prof.dr. R. G. F. Visser and Prof.dr. E. Jacobsen (promoters); WU, Wageningen, 11 May 2005, 136 pp. EPS certificate requested and granted.

T. Chaidamsari

Biotechnology for cocoa pod borer resistance in cocoa. Prof.dr. E. Jacobsen (promoter); Dr. R. de Maagd (copromoter), WU, Wageningen, 28 June 2005, 154 pp. EPS certificate requested and granted.

Chengwei Li

Transcriptional, microscopic and macroscopic investigations into monogenic and polygenic interactions of tomato and powdery mildew. Prof.dr. R. G. F. Visser (promoter); Dr. G. Bonnema (copromoter); WU, Wageningen, 3 October 2005, 128 pp. EPS certificate requested and granted.

Financial Assistance Available for the XIII International Congress

The Congress Organizing Committee is offering financial assistance for the registration/travel expenses of a limited number of students and post-doctoral fellows attending the XIII International Congress on Molecular Plant-Microbe Interactions in Sorrento, Italy, July 21-27, 2007. Applicants must be registered, and those persons who will be presenting posters or speaking in one of the concurrent sessions are especially encouraged to apply.

The application deadline is March 15, 2007, and successful applicants will be notified of the Committee's decision by April 30, 2007. The amount of financial availability is pending. Considerations will be made on the basis of the applicant's geographical origin and the quality of the presented abstract. Please fill out the Request for Assistance form at www.mpmi2007.com/word/request_

[for_assistance_form.doc](#) and submit it by e-mail as an attached file to committee@mpmi2007.org or by fax to +39-081-2539372 / 339 (Attention: IS-MPMI Financial Assistance Committee) by the deadline. You must also include a letter from the chair of your department or program attesting your status and a copy of the abstract submitted or to be submitted to the XIII IS-MPMI Congress.

The Italian Society of Plant Pathology is pleased to also offer a limited number of fellowships to students and young scientists of Italian citizenship to cover the congress registration fee. To be considered, please fill out the Request for Assistance form listed above by March 15, 2007, and submit it by e-mail as an attached file to committee@mpmi2007.org or by fax to +39-081-2539372 / 339.



XIII International Congress on Molecular Plant-Microbe Interactions July 21 - 27, 2007, Sorrento, Italy • Hilton Sorrento Palace Congress Centre

*Join scientists from around the world
for the XIII International Congress to be held
in beautiful Sorrento, Italy.*

The International Society for Molecular Plant-Microbe Interactions (IS-MPMI) and the Italian Organizing Committee are pleased to present the XIII International Congress on Molecular Plant-Microbe Interactions to be held at the Hilton Sorrento Palace Congress Centre, in Sorrento (Naples), Italy, July 21-27, 2007. The Congress Venue has been selected for the beauty of its location and the quality of services and facilities. Special rates have been negotiated for participants who wish to lodge at the Hilton Sorrento Palace.

The Congress will last 5 working days and will include Plenary Lectures, Concurrent Sessions and Posters. A strong and comprehensive scientific program is being organized with the inputs from both National and International Scientific Committees. In addition to committee-invited speakers, there will be 54 oral presentations selected from abstracts submitted. Particular attention has been given to the Poster Sessions, where posters will be on display continuously for at least three full days. Authors will have the opportunity to discuss their work during one 3 hour-long Poster Session in the afternoon without other concurrent Congress activities. Poster Sessions will be *de facto* plenary sessions to which all delegates are expected and encouraged to attend.

Main scientific topics covered will be: plant-pathogen recognition, signaling, plant responses, plant interactions with pathogenic fungi and bacteria, plant-virus interactions, symbiotic plant-microbe interactions, plant nematode and insect interactions, plant endophyte interactions, mechanism of resistance to microbes, biocontrol interactions, and microbe-microbe interactions.

Cultural and social programs of the Congress will include a welcome reception and a half day excursion all together. Pre and post-Congress activities/tours for discovering Italian treasures will be possible. We cordially invite you to participate in the Congress and recommend the use of the official website, www.mpmi2007.org, for all news about the event.

Important Deadlines

February 15, 2007

Deadline for early registration and abstract submission.

February 15, 2007

Deadline for booking hotel accommodation.



*See you in
Sorrento!*

The Local Organizing Committee

Visit www.mpmi2007.org for information.

Recently published research in *Molecular Plant-Microbe Interactions*Find complete abstracts online with links to full-text articles at www.ismpminet.org/mpmi/search.asp**October 2006, Vol. 19, Issue 10**

TECHNICAL ADVANCE—MGOS: A Resource for Studying *Magnaporthe grisea* and *Oryza sativa* Interactions.

REVIEW—Priming: Getting Ready for Battle.

REVIEW—Microbial Endoxylanases: Effective Weapons to Breach the Plant Cell-Wall Barrier or, Rather, Triggers of Plant Defense Systems?

Genetic Suppressors of the *Lotus japonicus bar1-1* Hypernodulation Phenotype.

WtsE, an AvrE-Family Effector Protein from *Pantoea stewartii* subsp. *stewartii*, Causes Disease-Associated Cell Death in Corn and Requires a Chaperone Protein for Stability.

Molecular Basis of Ergosterol-Induced Protection of Grape Against *Botrytis cinerea*: Induction of Type I LTP Promoter Activity, WRKY, and Stilbene Synthase Gene Expression.

Biological Characterization of White Line-Inducing Principle (WLIP) Produced by *Pseudomonas reactans* NCPPB1311.

Effects of the Tomato Pathogen *Fusarium oxysporum* f. sp. *radicis-lycopersici* and of the Biocontrol Bacterium *Pseudomonas fluorescens* WCS365 on the Composition of Organic Acids and Sugars in Tomato Root Exudate.

Inducible Overexpression of a Rice Allene Oxide Synthase Gene Increases the Endogenous Jasmonic Acid Level, PR Gene Expression, and Host Resistance to Fungal Infection.

Yeast Increases Resistance in *Arabidopsis* Against *Pseudomonas syringae* and *Botrytis cinerea* by Salicylic Acid-Dependent as Well as -Independent Mechanisms.


November 2006, Vol. 19, Issue 11

FOCUS on *Pseudomonas syringae* Type III Effectors

REVIEW—Closing the Circle on the Discovery of Genes Encoding Hrp Regulon Members and Type III Secretion System Effectors in the Genomes of Three Model *Pseudomonas syringae* Strains.

REVIEW—Regulation of the Type III Secretion System in Phytopathogenic Bacteria.

Whole-Genome Expression Profiling Defines the HrpL Regulon of *Pseudomonas syringae* pv. *tomato* DC3000, Allows de novo Reconstruction of the Hrp cis Element, and Identifies Novel Coregulated Genes.



Multiple Approaches to a Complete Inventory of *Pseudomonas syringae* pv. *tomato* DC3000 Type III Secretion System Effector Proteins.

Bioinformatics-Enabled Identification of the HrpL Regulon and Type III Secretion System Effector Proteins of *Pseudomonas syringae* pv. *phaseolicola* 1448A.

REVIEW—Global Impact: Elucidating Plant Responses to Viral Infection.

The Eight Amino-Acid Differences Within Three Leucine-Rich Repeats Between Pi2 and Piz-t Resistance Proteins Determine the Resistance Specificity to *Magnaporthe grisea*.

Characterization of a *Brome mosaic virus* Strain and Its Use as a Vector for Gene Silencing in Monocotyledonous Hosts.

The Application of Laser Microdissection to In Planta Gene Expression Profiling of the Maize Anthracnose Stalk Rot Fungus *Colletotrichum graminicola*.

Protein Expression Profiles in an Endosymbiotic Cyanobacterium Revealed by a Proteomic Approach.

MgHog1 Regulates Dimorphism and Pathogenicity in the Fungal Wheat Pathogen *Mycosphaerella graminicola*.

Innate Nonhost Immunity in Barley to Different Heterologous Rust Fungi Is Controlled by Sets of Resistance Genes with Different and Overlapping Specificities.

G Protein Signaling Mediates Developmental Processes and Pathogenesis of *Alternaria alternata*.

December 2006, Vol. 19, Issue 12

FOCUS on *Phytophthora* genomics

REVIEW—*Phytophthora* Genomics: The Plant Destroyers' Genome Decoded.

An Integrated BAC and Genome Sequence Physical Map of *Phytophthora sojae*.

Comparative Analysis of *Phytophthora* Genes Encoding Secreted Proteins Reveals Conserved Synteny and Lineage-Specific Gene Duplications and Deletions.

The Repertoire of Transfer RNA Genes Is Tuned to Codon Usage Bias in the Genomes of *Phytophthora sojae* and *Phytophthora ramorum*.

Extensive Variation in Nuclear Mitochondrial DNA Content Between the Genomes of *Phytophthora sojae* and *Phytophthora ramorum*.

Genomewide Analysis of Phospholipid Signaling Genes in *Phytophthora* spp.: Novelty and a Missing Link.

Identification of Cell Wall-Associated Proteins from *Phytophthora ramorum*.

TECHNICAL ADVANCE—Targeted Gene Mutation in *Phytophthora* spp.

TECHNICAL ADVANCE—A Functional Screen to Characterize the Secretomes of Eukaryotic Pathogens and Their Hosts In Planta.

REVIEW—The HD-GYP Domain, Cyclic Di-GMP Signaling, and Bacterial Virulence to Plants.

TECHNICAL ADVANCE—*Agrobacterium rhizogenes* Transformation of the *Phaseolus* spp.: A Tool for Functional Genomics.

Distinct Viral Sequence Elements Are Necessary for Expression of *Tomato golden mosaic virus* Complementary Sense Transcripts That Direct *AL2* and *AL3* Gene Expression.

Redox-Active Pyocyanin Secreted by *Pseudomonas aeruginosa* 7NSK2 Triggers Systemic Resistance to *Magnaporthe grisea* but Enhances *Rhizoctonia solani* Susceptibility in Rice.

Cladosporium fulvum Avr4 Protects Fungal Cell Walls Against Hydrolysis by Plant Chitinases Accumulating During Infection.

A Hormone and Proteome Approach to Picturing the Initial Metabolic Events During *Plasmodiophora brassicae* Infection on *Arabidopsis*.

Identification of Symbiotically Defective Mutants of *Lotus japonicus* Affected in Infection Thread Growth.

The Pathogen-Host Interactions Database (PHI-base) Provides Insights into Generic and Novel Themes of Pathogenicity.

January 2007, Vol. 20, Issue 1

REVIEW—Viroid: A Useful Model for Studying the Basic Principles of Infection and RNA Biology.

Requirement of a *mip*-Like Gene for Virulence in the Phytopathogenic Bacterium *Xanthomonas campestris* pv. *campestris*.

Functional Interplay Between Two *Xanthomonas oryzae* pv. *oryzae* Secretion Systems in Modulating Virulence on Rice.

Identification and Characterization of Plant Genes Involved in *Agrobacterium*-Mediated Plant Transformation by Virus-Induced Gene Silencing.

Abnormal Accumulation of Sugars and Phenolics in Tobacco Roots Expressing the *Agrobacterium* T-*6b* Oncogene and the Role of These Compounds in *6b*-Induced Growth.

The Genomic Dynamics and Evolutionary Mechanism of the *Pi2/9* Locus in Rice.

The LeATL6-Associated Ubiquitin/Proteasome System May Contribute to Fungal Elicitor-Activated Defense Response via the Jasmonic Acid-Dependent Signaling Pathway in Tomato.

Involvement of the Octadecanoid Pathway in Bluegreen Aphid Resistance in *Medicago truncatula*.

The HrpNea Harpin from *Erwinia amylovora* Triggers Differential Responses on the Nonhost *Arabidopsis thaliana* Cells and on the Host Apple Cells.

Strength through diversity.

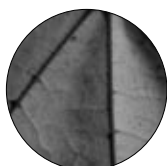
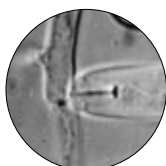
APS/SON Joint Meeting Abstract Notice

2007 APS • SON
Joint Meeting
July 28 - August 1
San Diego, California



Online submission of abstracts for the 2007 Joint Meeting of The American Phytopathological Society and Society of Nematologists, July 28–August 1, 2007, in San Diego, CA, will be available February 1, 2007, on the APS meeting website at <http://meeting.apsnet.org/>.

The deadline for submission of both oral and poster presentations is March 15, 2007. Remember to fully edit and proof your abstract before submitting. You are encouraged to submit before the last day to avoid delays due to high system usage.



COMING EVENTS

2007

January 23-25

Third Brazilian Meeting on Induced Resistance in Plants to Pathogens. Viosa, Minas Gerais, Brazil.

www.ufv.br/dfp/ir2007

February 10-14

Joint Congress SEProt-EuPA on Proteomics & Pathology—from both sides of the Atlantic Ocean. Valencia, Spain.

<http://proteomics-valencia2007.ibv.csic.es/>

March 5-9

Sudden Oak Death Science Symposium III. Santa Rosa, CA, U.S.A.

<http://nature.berkeley.edu/comtf/sodsymposium/>

April 16-18

Resistance 2007. Harpenden, Hertfordshire, U.K.

www.rothamsted.ac.uk/Research/Resistance2007.html

April 29-May 4

Population and Evolutionary Biology of Fungal Symbionts. Ascona, Switzerland.

www.path.ethz.ch/news/conferences/2006_ascona/

May 10-14

Joint International Workshop on “PR Proteins” and “Induced Resistance Against Pathogens and Insects.” Doorn, The Netherlands.

www.bio.uu.nl/~fytopath/PR-IR2007.htm

May 20-26

5th International Geminivirus Symposium & 3rd International ssDNA Comparative Virology Workshop. Ouro Preto, Minas Gerais, Brazil.

www.ufv.br/dfp/virologia/OP2007

July 2-6

The Downy Mildews—2nd International Symposium. Olomouc, Czech Republic.

www.downymildews.upol.cz

July 10-14

20th North American Symbiotic Nitrogen Fixation Conference. Milwaukee, WI, U.S.A.

www.marquette.edu/NASNFC

July 21-27

13th International Congress on Molecular Plant-Microbe Interactions. Sorrento, Italy.

www.mpmi2007.org

July 28-August 1

Joint Meeting of The American Phytopathological Society and Society of Nematologists San Diego, CA, U.S.A.

<http://meeting.apsnet.org>

August 12-17

11th International Workshop on Fire Blight. Portland, OR, U.S.A.

<http://oregonstate.edu/conferences/fireblight2007/>

October 8-12

ISHS Second International Symposium on Tomato Diseases. Kusadasi, Turkey.

www.2istd.ege.edu.tr/

October 21-26

XIVth International Botrytis Symposium. Cape Town, South Africa.

<http://academic.sun.ac.za/botrytis2007>

2008

July 26-30

The American Phytopathological Society Centennial Meeting. Minneapolis, MN, U.S.A.

www.apsnet.org/centennial/

August 24-29

9th International Congress of Plant Pathology. Torino, Italy.

www.icpp2008.org

August 30-September 2

10th International Fusarium Workshop. Alghero, Sardinia, Italy.

www.cdl.umn.edu/scab/10th_fhb_wkshp.htm

Post-Doc Scholar Position in Plant-Bacterium Interactions

I am seeking a full-time post-doctoral scholar to study the mechanisms of plant-bacteria interactions. The research emphasis will be on the identification and characterization of bacterial genes involved in host infections using a combination of genetic, genomic, and biochemical approaches. This 2-year position is available from February 2007 and can be resumed yearly after the first 2 years. A Ph.D. degree in microbiology, plant pathology, molecular biology, or related fields is required. Applicants should have experience working with plant-associated bacteria or plant responses to bacterial infection. Experience in phylogenetic analysis will be an asset. Applicants should send a cover letter, a professional resume and the names and contact information of three referees via e-mail to Dr. Wenbo Ma. **Contact:** Dr. Wenbo Ma, Department of Plant Pathology, University of California at Riverside; **E-mail:** wenboma@ucr.edu.

Post-Doctoral Research Associate Positions

Position 1: USDA Post-Doctoral Research Associate

Description of Duties: The position is located at the Dale Bumpers National Rice Research Center, Stuttgart, AR. The incumbent will clone an additional component in the *Pi-ta* resistance gene-mediated resistance pathway. The incumbent will perform the following duties: 1) analyze F(2:3) progeny of crosses among all mutants expressing *Pi-ta* and with rice cultivars possessing *Pi-ta* and with rice cultivars lacking *Pi-ta*; 2) identify BAC clones containing NBS-LRR candidates in the *Pi-ta* region; 3) perform sequence analysis of all candidates in progeny of the crosses; 4) identify DNA region(s) that were mutated outside of *Pi-ta* by fast neutrons in Katy mutant 2354 that render it susceptible; 5) generate constructs for complementation tests, and 6) perform pathogenicity and PCR assays as needed.

Qualification Requirements: A recent Ph.D. degree in plant genetics, molecular biology, plant pathology, or a closely related field is required. Knowledge of genomics, functional genomics, microbial culture and inoculation methods for disease assays, PCR, real time PCR, Southern and Northern blots using non-radioactive materials, sequencing, and bioinformatics are desirable.

Contact: Dr. Yulin Jia, USDA-ARS Dale Bumpers National Rice Research Center, Stuttgart, AR 72160 U.S.A.

Fax: +1.870.673.7581; **E-mail:** yjia@spa.ars.usda.gov;

Phone: +1.870.672.9300 ext 229.

Position 2: University Post-Doctoral Research Associate

Description of Duties: A 2-year post-doctoral research associate position will be available on January 1, 2007, funded by the National Science Foundation. The post-doc will be hired through the University of Arkansas Rice Research and Extension Center and will perform research at the USDA-ARS Dale Bumpers National Rice Research Center. Specific objectives involve analyzing the sequence data flanking *Pi-ta* and identifying SNP diversity across the *Pi-ta* genomic region. The incumbent will also be responsible for growing plants, performing infection assays, and other activities related to determining disease reaction to rice blast in sampled accessions. **Qualification Requirements:** A Ph.D. degree in genetics, biology, molecular biology and plant pathology, or related degree is required.

Experience in DNA sequence analysis, evolutionary analysis, bioinformatics, and rice pathology are desirable.

Contact: Dr. Yulin Jia, USDA-ARS Dale Bumpers National Rice Research Center, Stuttgart, AR 72160 U.S.A.

Fax: +1.870.673.7581; **E-mail:** yjia@spa.ars.usda.gov;

Phone: +1.870.672.9300 ext 229.

These open positions are listed on IS-MPMInet.

Support the Society and Become an IS-MPMI Contact for Your Institution

IS-MPMI is working on an important initiative—to communicate the value of membership in our society to scientists who are in the early stages of their careers. Similarly, it is also important that scientists in our field receive recognition for their achievements. As such, the society is looking to you to help better communicate with graduate students, post-docs, and faculty active in the research area of molecular plant-microbe interactions about the initiatives of IS-MPMI.

We are looking for volunteers to become IS-MPMI contacts for their institutions. There are several kinds of activities we would request your participation in. You would be contacted as the need for these or other items arise.

As an IS-MPMI contact, you would be requested to

- Provide IS-MPMI with information about new appointments, graduation news, thesis abstracts, web-based M.Sc. and Ph.D. courses, and award

announcements to be published in the *IS-MPMI Reporter* (printed three times a year)

- Compile lists on an annual basis of post-docs, students, and other lab personnel who may have an interest in membership in IS-MPMI
- Advertise the activities of IS-MPMI and display information about IS-MPMI, including brochures, applications, bi-annual International Congress on Molecular Plant-Microbe Interactions (IC-MPMI), and other information, within your department
- Have your name and contact information available on the IS-MPMI website so potential students could reach you to discuss educational and career opportunities in molecular plant-microbe interactions

If you would like to become an IS-MPMI contact for your institution or if you have any questions or concerns, please contact Karen Deuschle at kdeuschle@scisoc.org or +1.651.994.3804.

BOARD OF DIRECTORS

President

PIERRE J. DE WIT
Wageningen Univ
Phone: +31 317 483 130
Fax: +31 317 483 412
E-mail: pierre.dewit@wur.nl

President-Elect

FEDERICO SANCHEZ
Univ of Mexico
Phone: +52 777 329 1653
Fax: +52 777 3313 6600
E-mail: federico@ibt.unam.mx

Immediate Past President, ex officio

JONATHAN D. WALTON
Michigan State Univ
Phone: +1.517.353.4885
Fax: +1.517.353.9168
E-mail: walton@msu.edu

Secretary

ANDREW F. BENT
Univ of Wisconsin
Phone: +1.608.265.3034
Fax: +1.608.263.2626
E-mail: afb@plantpath.wisc.edu

Treasurer

GARY STACEY
Univ of Missouri
Phone: +1.573.884.4752
Fax: +1.573.882.0588
E-mail: staceyg@missouri.edu

Editor-in-Chief, Molecular Plant-Microbe

Interactions
JONATHAN D. WALTON
Michigan State Univ
Phone: +1.517.353.4885
Fax: +1.517.353.9168
E-mail: walton@msu.edu

Director

FELICE CERVONE
Univ La Sapienza
Phone: +39 6 4991 2641
Fax: +39 6 4991 2446
E-mail: felice.cervone@uniroma1.it

Director

MICHAEL A. DJORDJEVIC
Australian Natl Univ
Phone: +61 2 6249 3088
Fax: +61 2 6249 0754
E-mail: michael@rsbs.anu.edu.au

Director

KIM E. HAMMOND-KOSACK
IACR
Phone: +44 1582 763 133x2240
Fax: +44 1582 715 009
E-mail: kim.hammond-kosack@bbsrc.ac.uk

Director

MARIA HARRISON
Boyce Thompson Institute
Phone: +1.607.254.6472
Fax: +1.607.254.6779
E-mail: mjh78@cornell.edu

Director

STEVEN E. LINDOW
Univ of California
Phone: +1.510.642.4174
Fax: +1.510.642.4995
E-mail: icelab@socrates.berkeley.edu

Staff Contact (ex-officio)

AMY L. HOPE
IS-MPMI
Phone: +1.651.454.7250
Fax: +1.651.454.0766
E-mail: ahope@scisoc.org

MPMI EDITORS

Editor-in-Chief

JONATHAN D. WALTON
Michigan State University
DOE - Plant Research Lab
East Lansing, MI 48824 U.S.A.
Phone: +1.517.353.4885
Fax: +1.517.353.9168
E-mail: walton@msu.edu

Senior Editors

pathogenic bacteria
JAMES R. ALFANO
The Beadle Center for Genetic Research
University of Nebraska
Lincoln, NE, U.S.A.
E-mail: jalfano2@unl.edu

viruses

JOHN P. CARR
Plant Sciences Department
University of Cambridge
Cambridge, United Kingdom
E-mail: jpc1005@cam.ac.uk

plant responses to pathogens

GIULIA DELORENZO
Dipartimento di Biologia Vegetale
Università di Roma "La Sapienza"
Rome, Italy
E-mail: giulia.delorenzo@uniroma1.it

mycorrhizae

PHILIPP FRANKEN
Institute of Vegetable and Ornamental Crops
Department for Plant Nutrition
Grossbeeren, Germany
E-mail: franken@igzev.de

pathogenic bacteria

STÉPHANE GENIN
CNRS INRA
Laboratoire Interactions Plantes
Micro-organismes
Castanet, Tolosan, France
E-mail: sgenin@toulouse.inra.fr

nematodes

GODELIEVE GHEYSEN
Gen University
Department Molecular Biotechnology
Gent, Belgium
E-mail: Godelieve.Gheysen@UGent.be

oomycetes

MARK GIJZEN
Agriculture and Agri-Food Canada
London, ON, Canada
E-mail: gjizenm@agr.gc.ca

molecular ecology

STEVE LINDOW
Department of Plant and Microbial Biology
University of California
Berkeley, CA, U.S.A.
E-mail: icelab@berkeley.edu

pathogenic bacteria

ROSEMARY LORIA
Department of Plant Pathology
Cornell University
Ithaca, NY, U.S.A.
E-mail: rl21@cornell.edu

plant responses to pathogens

JEAN-PIERRE MÉTRAUX
Department of Biology
University of Fribourg
Fribourg, Switzerland
E-mail: jean-pierre.metraux@unifr.ch

symbiotic prokaryotes

CLIVE RONSON
Department of Microbiology and
Immunology
University of Otago
Dunedin, New Zealand
E-mail: Clive.Ronson@stonebow.otago.ac.nz

fungus/plant interactions

CHRISTOPHER L. SCHARDL
Plant Pathology Department
University of Kentucky
Lexington, KY, U.S.A.
E-mail: scharndl@uky.edu

reviews editor

PIETRO D. SPANU
Biological Sciences Department
Imperial College of Science, Technology
& Medicine
London, United Kingdom
E-mail: p.spanu@ic.ac.uk

symbiotic prokaryotes

KRZYSZTOF SZCZYGLOWSKI
Agriculture and Agri-Food Canada
London, ON, Canada
E-mail: szczyglowski@agr.gc.ca

plant responses to pathogens

BART THOMMA
Laboratory of Phytopathology
Wageningen University
Wageningen, The Netherlands
E-mail: bart.thomma@wur.nl

plant/insect interactions

LINDA L. WALLING
Department of Botany and Plant Sciences
University of California
Riverside, CA, U.S.A.
E-mail: linda.walling@ucr.edu

MPMI ASSOCIATE EDITORS

K. Akimitsu, Kagawa University
A. Becker, Universitaet Bielefeld
P. Birch, Scottish Crop Research Institute
O. Borras-Hidalgo, Center for Genetic Engineering and Biotechnology
K.-R. Chung, University of Florida
U. Conrath, Institut für Pflanzenphysiologie (Biologie III)
A. Devoto, Royal Holloway-University of London Egham
B. Ding, Ohio State University
A. C. Di Pietro, University De Cordoba
K. F. Dobinson, Agriculture and Agri-Food Canada

R. Geurts, Wageningen University
F. Krajinski, Universität Hannover
H. Kuester, Universitaet Bielefeld
K. Lambert, University of Illinois
M. Lorito, University of Naples
Y. Moënné-Loccoz, UMR CNRS
G. E. D. Oldroyd, John Innes Centre
U. Paszkowski, University of Lausanne
G. M. Preston, University of Oxford
S. Sato, Kazusa DNA Research Institute

P. Schweizer, IPK Gatersleben
J. Shah, Kansas State University
G. Smart, Wageningen University
X. Tang, Kansas State University
J. Ton, Utrecht University
I. K. Toth, Scottish Crop Research Institute
J. P. T. Valkonen, University of Helsinki
G. Van Den Ackerveken, Utrecht University
P. Veronese, North Carolina State University
S. A. Whitham, Iowa State University